

Profile-Line® Thin-Line Tile Vent



Profile-Line® Thin-Line Vent is a neat, cleverly designed in-line vent which is virtually invisible from the ground.

Product features & benefits

- In-line design makes it unobtrusive on the roof line
- Can be used at high or low levels and for soil ventilation or mechanical extraction when used with a Klobber Flexipipe
- Built-in downpipe ensures ventilation path into roof space
- Adaptor and Flexipipe available for soil ventilation or mechanical extraction
- Complies fully with the relevant Building Regulations and British Standards

Area of application

Suitable for:

- For roofs with a pitch over 17.5° at 100mm headlap and over 22.5° at 75mm headlap
- Suits Marley Edgemere, Russell Galloway, Lagan Elite, Quinn Lakeland Slate Range) and Redland's Slate 10 range (Richmond 10, Landmark Slate 10, Saxon 10, Richmond 10)
- High and low level ventilation

Material

UPVC

Colours / Product Codes

Antique Red	KG9855-0116
Brown	KG9855-0247
Slate Grey	KG9855-0429
Terracotta	KG9855-0152
Black	KG9855-0450

Dimensions / Weight (per carton)

418mm long x 330mm wide / 8.3kg

Packaging



10 pcs per carton

Related products

Adaptor & Flexipipe	KG979200
Flexipipe 100/100mm	KG979900
Soil/Mechanical Adaptor	KG979100

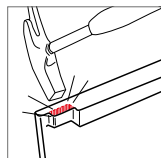
Regulations and certifications

Complies fully with relevant Building Regulations and British Standards.



Installation

Determine the location of the position of the Tile Vent on the underlay and cut open the underlay using a star cut the size of the downpipe. After folding back the underlay tabs insert the Vent in through the underlay and fix to the batten, making sure the fixing lug is under the adjacent roof tile. Then proceed with the tiling in the normal manner. NB. When using for ventilation at high level the vent must not be placed directly under the ridge tile.



Extra instructions for Thin-Line Tile Vent: When used with a Quinn Lakeland Slate or Russell Galloway tile profiles, you may have to remove the side lock nib from the tile, as shown.

PERFORMANCE / TECHNICAL DATA

Provides 10,000mm² effective vent area

Vent spacing	5mm opening	at 2m centres		
	10mm opening	at 1m centres		
	25mm opening	at 0.4m centres		
Airflow resistance	15 litres/sec	30 litres/sec	60 litres/sec	
	12 Pascals	47 Pascals	188 Pascals	

Klobber Ltd

Unit 6F · East Midlands Distribution Centre · Short Lane · Castle Donington · Derbyshire · DE74 2HA
Tel. +44 (0)1332 813 050 · Fax +44 (0)1332 814 033 · info@klobber.co.uk · www.klobber.co.uk

KLOBBER